

IMPORTANT - STOP USE AND INSPECT - POTENTIAL CABLE FRAYING / BIRD-CAGING - HALO & EDGE CABLE SELF-RETRACTING LIFELINES (SRLs)

This notice applies only to the Guardian SRL part #s listed herein, and only for products manufactured from January 1st, 2015 through March, 2017. A small number of these units have shown an increased potential for cable fraying at the swage and/or cable bird-caging. If these conditions are present, Guardian will repair affected units at no charge. This notice does not apply to new/unused units.

**THERE HAVE BEEN NO ACCIDENTS OR INJURIES RELATED TO THIS CONDITION.
THIS IS NOT A PRODUCT RECALL.**

PART NUMBERS AFFECTED:


This notice is limited to the following SRL part #s (no other Guardian SRLs are affected). This notice does not apply to any SRL manufactured by Guardian subsidiaries, including Norguard Industries.

- #10910 (20' 3/16" Galvanized Cable SRL)
- #10912 (25' 3/16" Galvanized Cable SRL)
- #10915 (30' 3/16" Galvanized Cable SRL)
- #10920 (20' 3/16" Galvanized Cable SRL-LE)
- #10922 (25' 3/16" Galvanized Cable SRL-LE)
- #10925 (30' 3/16" Galvanized Cable SRL-LE)
- Any custom part (length: 30' or less) that uses an Edge or Halo Cable SRL as its base model.



HOW TO IDENTIFY AFFECTED SRLs:

Identify the SRL part # and date of manufacture, which are located on the back SRL label. If the SRL part # is included in this notice, and if the date of manufacture is from January 1st, 2015 through March, 2017, immediately remove the product from service and inspect as specified by this notice.



GUARDIAN FALL PROTECTION

Ph: 1.800.466.6385 Fx: 1.800.670.7892
6305 S. 231st St., Kent, WA 98032
www.guardianfall.com

STEP 1. INSPECT AFFECTED SRLs:


Inspect entire length of cable lifeline. Ensure lifeline shows no signs of fraying or bird-caging. Fraying exists if there is any evidence of broken cable strands, and bird caging exists if there is any evidence of separation of cable.

Pay special attention to any/all locations where swages come in contact with the lifeline, and at the point where the lifeline exits the unit housing. Cable swages may be located underneath rubber stopper or shrink tubing. It is permitted to cut away a portion of shrink tubing to inspect cable lifeline (never remove shrink tubing on shock absorber).

See below for examples of product damage.

EXAMPLES OF LIFELINE DAMAGE:


**Cable fraying at
swage contact point**



**(Swage may be located
beneath rubber stopper)**



Bird-caging



STEP 2. REMOVE AFFECTED PRODUCT FROM SERVICE:

If SRL shows any signs of cable fraying or bird-caging, immediately remove unit from service and contact Guardian Fall Protection regarding its repair. See Step 3.



GUARDIAN FALL PROTECTION

Ph: 1.800.466.6385 Fx: 1.800.670.7892
6305 S. 231st St., Kent, WA 98032
www.guardianfall.com

STEP 3. WHAT TO DO IF SRL SHOWS SIGNS OF FRAYING OR BIRD-CAGING:

Customers with affected units should contact the Guardian Customer Service Department to coordinate repair.

CS@guardianfall.com or **1-800-466-6385**.

Guardian will issue a unique identification number (IN) for every return product shipment. **DO NOT RETURN PRODUCTS WITHOUT AN IN NUMBER.** Obtain a new IN number for each shipment.

All affected units will be repaired, recertified, and returned to the customer by Guardian free of charge (including all shipping costs). Customer Service will provide instructions for shipping returned product on Guardian's shipping account.

Please direct any questions to the Customer Service Department.


We have posted this notice on our website at: www.guardianfall.com/blog

ADDITIONAL INFORMATION:

Repaired SRLs will be stamped with a "C" to indicate they have been repaired and the unit can be returned to service.

All SRLs must be inspected prior to each use by the end user, and at least every six months by a Competent Person. Any damage to product should be discovered during these regular required inspections.

If product passes all inspection requirements it may continue to be used as normal.



Always ensure product inspections are properly documented. Product inspection forms are available on Guardian's website: <http://guardianfall.com/fall-protection-resources/product-inspection-forms>

Cable fraying/bird-caging inspection video: <http://bit.ly/birdcagevideo>



GUARDIAN FALL PROTECTION

Ph: 1.800.466.6385 Fx: 1.800.670.7892
6305 S. 231st St., Kent, WA 98032
www.guardianfall.com